



project name	type
catalog number	voltage
approved by	date

BR R20, BR30, AND BR40 LED LAMPS

Upgrade spaces with EiKO's versatile BR LED Lamps that adapt to every space. Select 2700-5000K color temperatures, enjoy rich colors with 90+ CRI light, high efficacy, long life, and smooth phase dimming to 10% - a smart, efficient replacement for incandescent and halogen lamps every single day.



SPECIFICATIONS

INTENDED USE

- Retrofit lamps for incandescent/ Halogen BR40/BR30/R20
- Replaces upto 150W

CONSTRUCTION & INSTALLATION

- E26 Medium Base
- Frosted white, shatter-resistant polycarbonate Diffuser

ELECTRICAL

- Power: 5.5/7/10/11/14/19/21W
- Input Voltage: 120V, 60 Hz
- Power Factor: >0.7, THD: <30%
- TRIAC dimmable down to 10%
- In-Built Surge Protection: 2.5kV

OPTICAL

- CCT - (2700/3000/3500/4000/5000K); adjustable via dip switch
- Lumen: Up to 2485 lm
- Efficacy: Up to 121 lm/W
- CRI: 80+ or 90+
- Beam Angle: 120°
- L70 Rated Life: up to 50,000 hours

ENVIRONMENTAL

- Operating Temperature: -4°F to 113°F (-20°C to 45°C)
- Suitable for indoors dry and damp environments
- Enclosed Fixture installation Rated

WARRANTY

- Up to 3 Year (based on each model's Rated Lifetime).
- Complete warranty terms located [online](#).

FEATURES

FIELD ADJUSTABLE SETTINGS



DIRECT FIT INTO TRADITIONAL INCANDESCENT LAMP BASES



APPLICATIONS

- Residential
- Hotel-Hallways/ Corridors
- Retail Stores
- Boutique Restaurants & Cafes
- Galleries
- Display Areas

AVAILABLE MODELS

ORDER CODE	NAME	WATTAGE EQUIVALENCY	WATTS (W)	LUMEN OUTPUT (LM)	EFFICACY (LPW)	RATED LIFE (HRS)	CRI	COLOR TEMPERATURE (CCT)	BASE TYPE	DIMMING	T20	T24
16354	R20-6W-8FCCT-D	50	5.5	612	111	25,000	80+	ColorSET 2700 /3000/ 3500/4000/5000K	E26	TRIAC		
16355	R20-6W-9FCCT-D	50	5.5	618	112	25,000	90+				✓	✓
16425	BR30-7W-9FCCT-D	65	7.0	731	114	25,000	90+	✓				
16356	BR30-7W-927-D-6PK	65	7.2	650	90.3	15,000	90+	2700K			✓	
16357	BR30-7W-930-D-6PK	65	7.2	650	90.3	15,000	90+	3000K			✓	
16358	BR30-10W-9FCCT-D	75	10.0	1105	111	25,000	90+	ColorSET 2700 /3000/ 3500/4000/5000K			✓	✓
16359	BR30-14W-9FCCT-D	100	14.0	1599	114	25,000	90+				✓	✓
16360	BR30-19W-9FCCT-D	150	19.0	2298	121	25,000	90+				✓	
16361	BR40-11W-9FCCT-D	85	11.0	1317	120	25,000	90+				✓	
16362	BR40-21W-9FCCT-D	150	21.0	2485	118	25,000	90+				✓	✓

Field Adjustable Color Temperature lamps- shipped at 2700K* default CCT setting

PERFORMANCE

MODEL	INPUT WATTAGE	2700K		3000K		3500K		4000K		5000K	
		LUMENS	LPW	LUMENS	LPW	LUMENS	LPW	LUMENS	LPW	LUMENS	LPW
R20-6W-8FCCT-D	5.5	550	100	606	110	612	111	610	111	587	107
R20-6W-9FCCT-D	5.5	550	100	607	110	618	112	612	111	586	107
BR30-7W-9FCCT-D	7	650	93	697	100	731	104	731	103	671	96
BR30-7W-927-D-6PK	7.2	650	90.3	-	-	-	-	-	-	-	-
BR30-7W-930-D-6PK	7.2	-	-	650	90.3	-	-	-	-	-	-
BR30-10W-9FCCT-D	10	945	95	1034	103	1105	111	1081	108	982	98
BR30-14W-9FCCT-D	14	1400	100	1542	110	1599	114	1594	114	1520	109
BR30-19W-9FCCT-D	19	2200	116	2266	119	2298	121	2288	120	2196	116
BR40-11W-9FCCT-D	11	1100	100	1236	112	1317	120	1317	120	1211	110
BR40-21W-9FCCT-D	21	2200	105	2386	114	2485	118	2485	118	2346	112


Field Adjustable Color Temperature lamps- shipped at 2700K* default CCT setting

ORDERING GUIDE


MODEL CONFIGURATOR				
LAMP SHAPE	WATTS	COLOR TEMPERATURE	DIMMING	PACK
			D	
BRxx - Bulged Reflector BR40 BR30 R20	Fixed Wattages 6W 7W 10W 11W 14W 19W 21W	9xx - Fixed CCT Models 927 - 90+ CRI, 2700K 930 - 90+ CRI, 3000K 9FCCT - 90+ CRI, ColorSET 2700K/3000K/3500K/4000K/5000K 8FCCT - 80+ CRI, ColorSET 2700K/3000K/3500K/4000K/5000K	D - TRIAC Dimmable	Blank - Single Lamp 6PK - 6 Lamp Contractor Pack

EXAMPLE PART NUMBER: BR40-11W-9FCCT-D

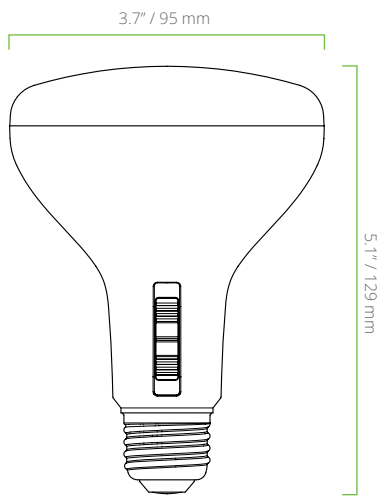
PRODUCT DIMENSIONS




MODELS: R20-11DS E26



MODELS: BR30 E26



MODELS: BR30-11DS E26



MODELS: BR40-11DS E26