



BAYE3 Round High Bay

HIGHLIGHTS

- Round high bay designed with performance and value in mind
- Controls Ready makes adding controls quick and easy. Includes screw-in receptacle for Standalone sensors or Networked Lighting Controls
- Includes extended length 10ft power and dimming cord and hook for easy installation
- Reflectors and mounting accessories available
- PowerSet feature allows for multiple lumen stops out of the box
- FieldCCeT features provides multiple color temperature settings in one fixture

CERTIFICATIONS

- UL Certified for US & Canada
- RoHS Compliant
- FCC Compliant
- ICES-005 Compliant
- IP65 Rated
- DesignLights Consortium® Premium Qualified - meets the requirements for the highest DLC qualification for efficacy and lumen maintenance
- NSF listed for Splash Zone and Non-Food Zone (modification by EiKO is necessary to meet NSF standards.)

PERFORMANCE

- High efficacy, up to 150 lm/W
- Available in fixed wattage models: 100W, 150W, 200W, 240W or 300W and PowerSet models: power-selectable 150/130/100W and 240/200/180W
- Available in single CCT models: 4000K or 5000K CCT or FieldCCeT models: field-selectable CCT 35/40/5000K
- CRI: >80
- Beam Angle: 90°
- Estimated L70: 100,000 Hours

ELECTRICAL

- Input voltage: 120-277V or 120-347V
- 0-10V dimming, dim-to-off
- 12VDC Aux, 200mA max
- Surge protection: 6kV
- Power factor: >0.9
- THD: <20%

THERMAL

- -40°F to 122°F (-40°C to 50°C) ambient operating temperature
- Ambient operating temperature with sensor (see selected sensor datasheet)

CONSTRUCTION

- Matte black or white powder coated, Die cast Aluminum
- Impact-resistant polycarbonate lens
- 10ft power and dimming cord
- Hook included

WARRANTY

- 5 Year limited warranty available [online](#). Contact your EiKO sales rep for additional details.

KEY FEATURES

CONTROLS READY

Easily add controls anytime without the need for additional wiring.

PRE-INSTALLED 10FT CORD

10ft power and dimming cord out of the box makes installation and servicing easy.

MOUNTING OPTIONS

Multiple ways to mount; eyebolt (included), pipe adapter, hook or yoke mount (optional). Pipe adapter for pendant mounting (easily connects directly to conduit via 3/4" threaded pipe), includes hook mount which quickly accommodates chain length, while the adjustable yoke mount is ideal for surface mount applications.



project name	type
catalog number	voltage
approved by	date



AVAILABLE IN MATTE BLACK OR WHITE



APPLICATIONS

- Warehouses
- Manufacturing Plants
- Distribution Centers
- Grocery Stores
- Gymnasiums
- Indoor Recreational Facilities
- Cold Storage
- Big Box Retail
- Service Repair Centers

AVAILABLE MODELS

ORDER	ORDER CODE	ITEM #	WATTS*	CCT**	LUMENS	EFFICACY (lm/W)	VOLTAGE	FINISH	TRADITIONAL WATTAGE EQUIVALENT	DLC ID #
										PREMIUM
	13143	BAYE3-100-40-U	100W	4000K	15,000 lm	150 lm/W	120-277V	Black	Up to 400W HID	S-JJW8Z9
	13144	BAYE3-100-50-U	100W	5000K	15,000 lm	150 lm/W	120-277V	Black	Up to 400W HID	S-A12FTK
	13145	BAYE3-150-40-U	150W	4000K	22,500 lm	150 lm/W	120-277V	Black	Up to 400W HID	S-WUMTY8
	13146	BAYE3-150-50-U	150W	5000K	22,500 lm	150 lm/W	120-277V	Black	Up to 400W HID	S-B1Y9MX
	13155	BAYE3-150-40-H	150W	4000K	22,500 lm	150 lm/W	120-347V	Black	Up to 400W HID	S-ELF9NX
	13156	BAYE3-150-50-H	150W	5000K	22,500 lm	150 lm/W	120-347V	Black	Up to 400W HID	S-G5DJNE
	13163	BAYE3-PS150-FCCT-U	150/130/100W	3500/4000/5000K	22,500/19,500/15,000 lm	150 lm/W	120-277V	Black	Up to 400W HID	S-Q8DPVZ
	13164	BAYE3-PS150-FCCT-U-WH	150/130/100W	3500/4000/5000K	22,500/19,500/15,000 lm	150 lm/W	120-277V	White	Up to 400W HID	S-Q8DPVZ
	13167	BAYE3-PS150-FCCT-H	150/130/100W	3500/4000/5000K	22,500/19,500/15,000 lm	150 lm/W	120-347V	Black	Up to 400W HID	S-Q8NL4P
	13147	BAYE3-200-40-U	200W	4000K	30,000 lm	150 lm/W	120-277V	Black	Up to 600W HID	S-61QZA7
	13148	BAYE3-200-50-U	200W	5000K	30,000 lm	150 lm/W	120-277V	Black	Up to 600W HID	S-FJ1Z5Y
	13157	BAYE3-200-40-H	200W	4000K	30,000 lm	150 lm/W	120-347V	Black	Up to 600W HID	S-ZTWFSFA
	13158	BAYE3-200-50-H	200W	5000K	30,000 lm	150 lm/W	120-347V	Black	Up to 600W HID	S-ZK52LF
	13149	BAYE3-240-40-U	240W	4000K	36,000 lm	150 lm/W	120-277V	Black	Up to 750W HID	S-YJMGB3
	13150	BAYE3-240-50-U	240W	5000K	36,000 lm	150 lm/W	120-277V	Black	Up to 750W HID	S-OIBGME
	13160	BAYE3-240-50-H	240W	5000K	36,000 lm	150 lm/W	120-347V	Black	Up to 750W HID	S-X9Q7J3
	13165	BAYE3-PS240-FCCT-U	240/200/180W	3500/4000/5000K	36,000/30,000/27,000 lm	150 lm/W	120-277V	Black	Up to 750W HID	S-KRNJOY
	13166	BAYE3-PS240-FCCT-U-WH	240/200/180W	3500/4000/5000K	36,000/30,000/27,000 lm	150 lm/W	120-277V	White	Up to 750W HID	S-KRNJOY
	13168	BAYE3-PS240-FCCT-H	240/200/180W	3500/4000/5000K	36,000/30,000/27,000 lm	150 lm/W	120-347V	Black	Up to 750W HID	S-IFOAYQ
	13151	BAYE3-300-40-U	300W	4000K	45,000 lm	150 lm/W	120-277V	Black	Up to 1000W HID	S-XYA23C
	13152	BAYE3-300-50-U	300W	5000K	45,000 lm	150 lm/W	120-277V	Black	Up to 1000W HID	S-ZEHM09
	13162	BAYE3-300-50-H	300W	5000K	45,000 lm	150 lm/W	120-347V	Black	Up to 1000W HID	S-8K90T2

* All power-selectable fixtures ship at the highest wattage setting.

** All CCT-selectable fixtures ship at 5000K.

FACTORY INSTALLED OPTIONS

CORD END	NSF
<p>[Blank]: Default, no cord end</p> <p>N01: 125V 15A straight plug</p> <p>N02: 250V 15A straight plug</p> <p>N04: 125V 15A locking plug</p> <p>N05: 250V 15A locking plug</p> <p>N06: 277V 15A locking plug</p> <p>N07: 125V 20A straight plug</p> <p>N08: 250V 20A straight plug</p> <p>N09: 277V 20A straight plug</p> <p>N10: 125V 20A locking plug</p> <p>N11: 250V 20A locking plug</p> <p>N12: 277V 20A locking plug</p> <p>N13: 347V 20A locking plug</p>	<p>NSF: NSF</p>

MODEL CONFIGURATOR

FACTORY INSTALLED OPTIONS

MODEL	-	WATTS	-	CCT	-	VOLTAGE & DIMMING	-	FINISH	-	CORD END
BAYE3	-		-		-		-		-	




EXAMPLE PART NUMBER: BAYE3-PS240-FCCT-U-WH-N01

REFER TO FOLLOWING SECTIONS FOR DETAILS ON FACTORY INSTALLED OPTIONS & AVAILABLE FIELD INSTALLED OPTIONS

ACCESSORIES

ORDER	ORDER CODE	ITEM #	DESCRIPTION	
MOUNTING & PROTECTION ACCESSORIES				
	14212	HOOK-M10*	Mounting hook, M10, for BAYE3 100-240W	
	14331	HOOK-12-NSF**	1/2" Hook for 300W BAYE3, All HBX3, NSF Rated	
	14311	PA-M10-34	Pipe adaptor, M10 to 3/4", side hole for BAYE3, 100-240W	
	13821	PA-12-34*	Pipe Adaptor, 1/2" to 3/4", for 300W	
	14304	BAYE3-YK-S	Mounting yoke, for 100-240W fixed power, 150W PowerSet	
	14305	BAYE3-YK-M	Mounting yoke, for 240W PowerSet	
	14214	BAYE3-YK-L	Mounting yoke, for 300W	
	14308	WG1-S*	Wire guard, for BAYE3 100-240W fixed power, BAYE3 150W power select, HBX3 150-200W use with reflector	
	14309	WG1-M*	Wire guard, for BAYE3 240W power select, HBX3 240-300W use with reflector	
	14310	WG1-L	Wire guard, for BAYE3 300W use with reflector	
REFLECTORS				
	14315	REF-PC-S*	Reflector, Prismatic, for BAYE3 100-240W fixed power, BAYE3 150W power select, HBX3 150-200W (polycarbonate) (See page 6 for dimensions)	
	14316	REF1-PC-M*	Reflector, Prismatic, for BAYE3 240W power select, HBX3 240-300W (polycarbonate) (See page 6 for dimensions)	
	14317	REF1-PC-L	Reflector, Prismatic, BAYE3 300W (polycarbonate) (See page 6 for dimensions)	
	14318	REF1-CL*	Cone lens, compatible with REF1-PC-S, REF1-PC-M (polycarbonate) (See page 6 for dimensions)	

ACCESSORIES CONT'D

ORDER	ORDER CODE	ITEM #	DESCRIPTION	
REFLECTORS				
	14319	REF1-AL-S*	Reflector, Aluminum, for BAYE3 100-240W fixed power, BAYE3 150W power select, HBX3 150-200W (See page 6 for dimensions)	
	14320	REF1-AL-M*	Reflector, Aluminum, for BAYE3 240W power select, HBX3 240-300W (See page 6 for dimensions)	
	14321	REF1-AL-L	Reflector, Aluminum, BAYE3 300W (See page 6 for dimensions)	

* Visit eiko.com for compatible alternate from previous generation.

** BAYE3 fixture is not NSF rated.

BATTERY BACKUPS**

ORDER	ORDER CODE	ITEM #	DESCRIPTION
	12901	EEBW40WHA170*	EiKO Emergency Battery External 40W 100-347VAC 170VDC Cylinder IP65 CEC Compliant.
	12902	EEBW40WVA500*	EiKO Emergency Battery External 40W 277-480VAC 310-500VDC Cylinder IP65 CEC Compliant.
	13293	RC-001	Remote Control for EEBW Emergency Battery (Optional)

*** WARNING:** When using these AC version battery backups with any control solution, internal rewiring is required according to the installation sheet's wiring diagram. Failure to do so may result in a violation of safety codes.

****NOTE:** The 300W BAYE3 is the only model that can use a Battery Backup in conjunction with a control solution.

CONTROLS & SENSORS: FIELD INSTALLED*

ORDER	ORDER CODE	ITEM #	DESCRIPTION
STANDALONE CONTROLS			
PIR SENSORS			
	801053	HBX2-MSP	Stand-alone PIR Motion Sensor, 12V, Screw-in, Dust Gasket, 0-10V, Ambient Threshold, 20ft, Parameters set by RC02.
	13861	SEN5A-SPPR-WH	Stand-alone PIR Motion Sensor, 12-24V, Screw-in, 0-10V, Daylight Harvesting, 8-40ft, White, IP65, Parameters set by SEN5A-ACT.
MICROWAVE SENSORS*			
	801281	MSF-DMR-12	Stand-alone Microwave Motion Sensor, 12V, screw-in, 0-10V, Ambient Threshold, 49ft, Parameters set by RC02
	13859	SEN5A-SPMR-WH	Stand-alone Microwave Motion Sensor, 12-24V, Screw-in, 0-10V, Daylight Harvesting, 8-40ft, White, IP65, Parameters set by SEN5A-ACT.
	13341	SEN5A-SZMR-WH	Stand-alone Microwave Motion Sensor, 12-24V, Z10, 0-10V, Daylight Harvesting, 40ft, White, Parameters set by SEN5A-ACT. Note: Screw-in to Z10 adaptor required: SENA-APZ-WH.
	800827	HBX2-MS	Stand-alone Microwave Motion Sensor, 12V, Screw-in, Dust Gasket, 0-10V, Ambient Threshold, 40ft, Parameters set by RC02.

* Microwave sensors must be installed on stable and immovable fixtures to avoid false activation from swinging.

REMOTES FOR COMMISSIONING STANDALONE CONTROLS			
	13344	SEN5A-ACT	Commissioning Tool for SEN5A, BAY-E-SEN/PIR, BAY-E-SEN/M, and MS2-DPX-3 (Backward compatible with SEN5A/CT and RC-100).
	800891	RC02	Commissioning Tool for programming HBX2, FL5, HBV2, LHB4 center pin motion sensors.

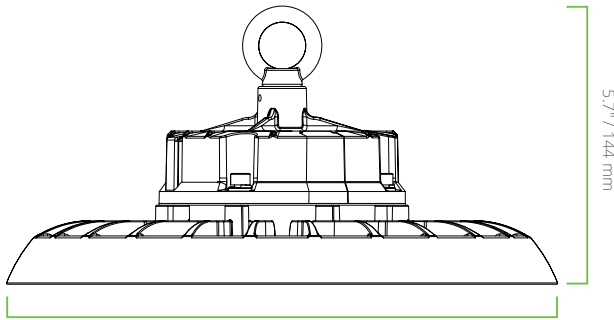
NETWORKED LIGHTING CONTROLS (NLC)			
SENSOR AND CONTROLLER			
	13865	SENA-WPPA-WH	BLE PIR Motion sensor, 12-24V, Screw-in, 0-10V, Daylight Harvesting, 8-40ft, White, IP65, Parameters set by Silvoir App
	13246	SENA-WZPA-WH	BLE PIR Motion sensor, 12-24V, IP65, Z10, 0-10V, Daylight Harvesting, 40ft, Parameters set by Silvoir App. Note: Screw-in adaptor required: SENA-APZ-WH.
	12643	PSC-ZKV-WCM-100-BLE-SR	BLE TruBLE wireless fixture Controller, 12-24V, Z10, 0-10V, Parameters set by Silvoir App. Note: Screw-in to Z10 adaptor required: SENA-APZ-WH.

CONTROLS & SENSORS: FIELD INSTALLED* CONT'D

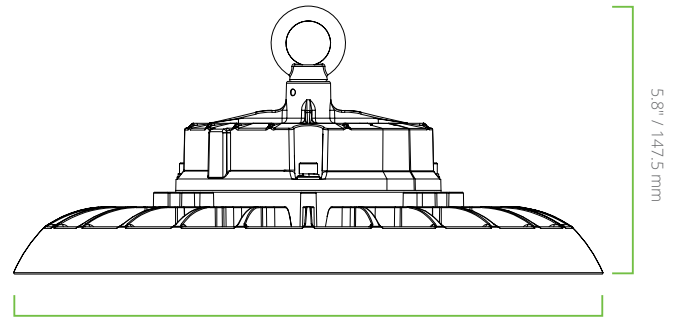
ORDER	ORDER CODE	ITEM #	DESCRIPTION
WALL OR WIRELESS CONTROLLERS			
	12654	ESRPB-W-EO	BLE Easyfit by EnOcean wireless self-powered kinetic Single rocker pad, white, wall plate included.
	12655	EDRPB-W-EO	BLE Easyfit by EnOcean wireless self-powered kinetic Double rocker pad, white, wall plate included.
	12635	PSC-DM-WS-100-BLE-SR	BLE TruBlu 120-277V, Single Gang Single Button Wall Controller, White, Parameters set by Silvair App.
	12636	PSC-DM-I-WS-100-BLE-SR	BLE TruBlu PIR Occupancy/ Vacancy Sensor, 120-277V, Single Gang Wall Controller, White, Parameters set by Silvair App.
	12637	PSC-DM-WS-400-BLE-SR	BLE TruBlu 120-277V, Single Gang 4-Button Wall Controller, White, Parameters set by Silvair App.
ADAPTERS & ACCESSORIES			
	13467	SENA-APZ-WH	Z10 adapter 1/2" Screw-in spring load pins to Z10 Receptacle IP65 White
	12994	PSC-RET-100-BLE-SR	BLE TruBlu Range Extender, 120-277V, 800ft, Nema 4X Outdoor Enclosure
	12993	PSC-TKP-200-BLE-SR	BLE TruBlu Battery Backup Timekeeper and Range Extender, 120V, 800ft, Nema 4X Outdoor Enclosure
	13234	SGW-101	BLE Silvair Gateway SGW-101 Manufactured by Rigado (model: Cascade-500). 5-year from Silvair warranty and tech support.

* **NOTE:** The 300W BAYE3 is the only model that can use a Battery Backup in conjunction with a control solution.

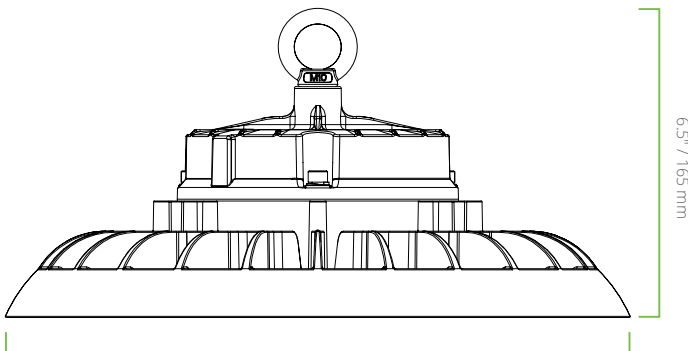
PRODUCT DIMENSIONS



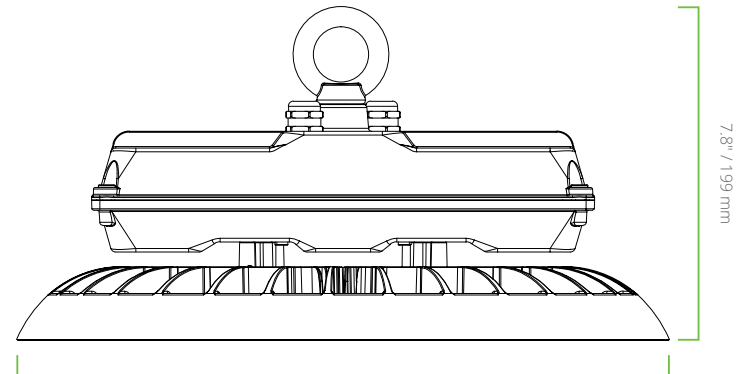
11" / 280 mm
100W TO 150W MODELS
 Weight: 5.1 lbs / 2.3 kg



13" / 325 mm
200W MODELS
 Weight: 6.2 lbs / 2.8 kg



13" / 325 mm
240W MODELS
 Weight: 7.1 lbs / 3.2 kg

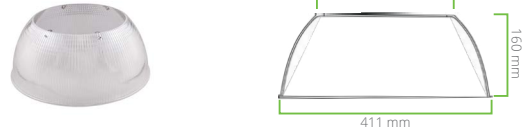
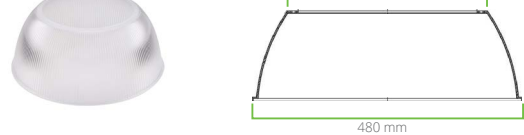
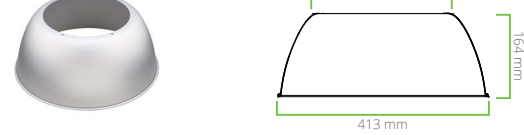


15.3" / 390 mm
300W MODELS
 Weight: 10.4 lbs / 4.7 kg

project name	type
catalog number	voltage
approved by	date

BAYE3 Round High Bay

REFLECTORS

ORDER	ORDER CODE	ITEM #	DESCRIPTION	IMAGE
	14315	REF1-PC-S	Reflector, Prismatic, for BAYE3 100-240W fixed power, BAYE3 150W power select, HBX3 150-200W (polycarbonate)	
	14316	REF1-PC-M	Reflector, Prismatic, for BAYE3 240W power select, HBX3 240-300W (polycarbonate)	
	14317	REF1-PC-L	Reflector, Prismatic, BAYE3 300W (polycarbonate)	
	14318	REF1-CL	Cone lens, compatible with REF1-PC-S, REF1-PC-M (polycarbonate)	
	14319	REF1-AL-S	Reflector, Aluminum, for BAYE3 100-240W fixed power, BAYE3 150W power select, HBX3 150-200W	
	14320	REF1-AL-M	Reflector, Aluminum, for BAYE3 240W power select, HBX3 240-300W	
	14321	REF1-AL-L	Reflector, Aluminum, BAYE3 300W	